

52ST.305



## TENDER FORM

The Chairman – Tender Opening Committee  
PNG Power Ltd  
P. O. Box 1105  
**BOROKO 111 NCD**  
Papua New Guinea  
Phone: (675) 324 3381  
Fax: (675) 3250791  
Email: [supplyhelpdesk@pngpower.com.pg](mailto:supplyhelpdesk@pngpower.com.pg)

We (Full name of company).....  
.....  
.....  
.....

hereby tender for the undermentioned goods and services subject to the conditions of tendering and at the prices quoted in the scheduled therein

**TENDER No. 19/2019**

**CLOSING AT 4.00 PM FRIDAY 17<sup>th</sup> MAY 2019**

**FOR CONSTRUCTION OF SPIKE FENCING AT NATIONAL OFFICE – HOHOLA NCD..**



**TENDER NO: 19 / 2019**

**CONSTRUCTION OF SPIKE FENCE AT NATIONAL  
OFFICE - HOHOLA. NCD**

*Property Development Team  
Property Services Group  
Finance & Shared Services BU  
P. O. Box 1105, BOROKO 111  
National Capital District*



**TENDER NO: 19 / 2019**

**CONSTRUCTION OF SPIKE FENCE AT NATIONAL OFFICE, –  
HOHOLA, NATIONAL CAPITAL DISTRICT**

Prepared By:  .....

Checked By:  .....

Date:  30/04/19. ....

**PNG POWER LIMITED**

**TABLE OF CONTENTS**

<b><u>Description</u></b>	<b><u>Page No.</u></b>
Frontispiece	3
SECTION 1 Documents to be submitted when tendering	
(A) Invitation to Quote	4
(B) Form of Quotation	5
(C) Quotation Data/Constrcution Schedules	6
(D) Price Schedules	8
SECTION 2 Technical Specification	
(A) Job Specification	9
SECTION 3 Drawings	17

**FRONTISPIECE**

**BRIEF DESCRIPTION OF QUOTATION / TENDER**

This Quotation or Tender is purposely for the Construction and Upgrading of Existing Cyclone Fencing to Spike Fence at National Office - Section 12, Allotment 01 – Hohola, National Capital District and other associated works required under this contract.

**PNG POWER LIMITED**

**SECTION 1**

**CONSTRUCTION OF SPIKE FENCE AT NATIONAL OFFICE – HOHOLA, NATIONAL CAPITAL DISTRICT.**

**(A) INVITATION TO QUOTE**

Quotation close with:

PNG Power Limited,  
P. O. Box 1105,  
**BOROKO**,  
Papua New Guinea

At 4:00 pm \_\_\_\_\_ 2019.

The Quotation Submission shall consist of the following, all duly completed;

- Form of Quotation
- Schedule of Quantities
- GST and Tax Registration Numbers
- Additional information/price offered by the Supplier to aid the evaluation of the Quotation.

Enquiries during the Quotation period shall be addressed to:

PNG Power Limited,  
P. O. Box 1105,  
**BOROKO**,  
Papua New Guinea.

**ATTENTION:** Mr. Ivan Anengo  
Senior Property Development Officer  
Corporate Services Business Unit

Telephone: 324 3514  
Email: [ianengo@pngpower.com.pg](mailto:ianengo@pngpower.com.pg)

(B) **FORM OF QUOTATION**

**CONSTRUCTION OF SPIKE FENCE AT NATIONAL OFFICE – HOHOLA, NATIONAL CAPITAL DISTRICT.**

Companies quoting are required to complete the blank spaces in this Quotation Form and complete the Schedules included.

To: PNG Power Limited  
P. O. Box 1105,  
**BOROKO**, NCD

Gentlemen,

1. Having examined the Drawings, Specification and Schedules for the execution of the above named Works, we, the undersigned, offer to execute and complete the works accordingly for the sum of (words & figures)  
.....  
.....  
.....(K.....)
2. We undertake, if our quotation is accepted, to complete and deliver the whole of the works within six weeks (6) weeks from the date of receiving your Official Order.
3. We agree to abide by this Quotation for the period of ninety (90) days from the date fixed for receiving the same and it shall remain binding upon us and may be accepted at any time before expiration of that period.
4. This Quotation, together with the receipt of your Official Order thereof, shall constitute a binding Contract between us.
5. We understand that you are not bound to accept the lowest or any Quotation you may receive.

Signed and sealed for and on behalf of: )  
..... )  
..... )  
by ..... )  
..... )  
the ..... )  
of the said Company herein )  
authorised in the presence of )  
..... )  
Address of Company Quoting: )  
..... )





(C) **QUOTATION DATA**

**CONSTRUCTION OF SPIKE FENCE AT NATIONAL OFFICE – HOHOLA, NATIONAL CAPITAL DISTRICT.**

(i) **TENDERER'S ORGANISATION**

1. Name: ..... Nationality: .....
2. Business Address: ..... Fax: .....
- P. O. Box No: ..... Phone: .....
- .....

(ii) **CONTRACT SUPERVISION**

Tenderers shall list their proposed supervisory staff for this Contract. (number and designation only).

(iii) **STATEMENT OF EXPERIENCE**

The Tenderer shall state hereunder facts in detail describing previous experience and achievements in performing similar or comparable works together with the names of authorities for whom, and the dates when, such works was carried out.

**CONSTRUCTION SCHEDULE**

**CONSTRUCTION OF SPIKE FENCE AT NATIONAL OFFICE – HOHOLA, NATIONAL CAPITAL DISTRICT.**

The Bidder should indicate his proposed program for completing various stages of the work by filling in the schedule below.

ACTIVITY	TIME IN WEEKS					
	1	2	3	4	5	6
Mobilisation / Establishment & Set-Up						
Demolition & Excavation						
Concrete Works						
Steel / Metal Works						
Painting Works						
Clean Up						

(D) **PRICE SCHEDULES**

**CONSTRUCTION OF SPIKE FENCE AT NATIONAL OFFICE – HOHOLA, NATIONAL CAPITAL DISTRICT.**

(i) **LUMP SUM BREAKDOWN**

1.0	Mobilisation, Site Establishment & Set Up	K.....
2.0	Demolition/Excavation	K.....
3.0	Concrete Works	K.....
4.0	Metal/Steel Fabrication Works	K.....
5.0	Painting	K.....
6.0	Cleaning	K.....
	Sub-total	K.....
	GST	K.....
	<b>TOTAL LUMP SUM</b> (Carried to Form Quotation)	K.....

(ii) **SCHEDULE OF RATES FOR VARIATION**

The Contractor shall list the rates for performance of the type of work listed below. These rates shall be used for calculating the amount of any variation to the contract involving that type of work.

<u>Item</u>	<u>Description</u>	<u>Unit</u>	<u>Rate</u>
1.	Painting (including preparation)	m <sup>2</sup>	

Name of Contractor: .....

Signature: .....

Date: .....

Witness: .....

## **SECTION 2 TECHNICAL SPECIFICATION**

<u>Description</u>	<u>Page No</u>
1. Schedule of Preliminaries	
1.1 General	10
1.2 Standards	10
1.3 Nature of Contract	10
1.4 Location of Site	10
1.5 Description of Work	10
1.6 Site Inspection	10
1.7 Quotations	10
1.8 Possession of Site	10
1.9 Site Operations	10
1.9.1 Safety	10
1.9.2 Site Facilities	11
1.10 Project Supervision	11
1.11 Construction Schedule	11
1.12 Quality of Workmanship	11
1.13 Payment	11
1.14 Use of Second Hand Materials	11
1.15 Setting Out	11
1.16 Work Commencement and Completion Dates	11
1.17 Liquidated Damages	12
1.18 Cleaning Up	12
2. Job Specifications (Scope of Works)	
2.1 Mobilisation and Site Establishment	13
2.2 Excavation and Demolition	13
2.3 Concrete Works	13
2.4 Metal / Steel Works	13
2.4 Painting Specification	14
2.6 Cleaning Up	15

**(A) JOB SPECIFICATION**

**1.0 SCHEDULE OF PRELIMINARIES**

**1.1 GENERAL**

The Contractor shall carryout the works as detailed and or inferred in the Technical Specification comprising of Trade Schedules and Drawings which takes precedence over the Standard Specification, Part (B).

**1.2 STANDARDS**

All works shall be carried out to the accepted standard trade practices, Local Authority Regulations and the relevant PNG and Australian Standards.

**1.3 NATURE OF CONTRACT**

The contract will be Fixed Price Lump Sum Contract. Approved variations shall be paid for at the applicable rates listed in the Schedule of Rates for Variations.

**1.4 LOCATION OF SITE**

The work site is located on Section 12 Allotment 01 and 03 within the vicinity of PNG Power Office Building – Hohola. This fence runs along the boundary separating Allotment 01 (office building) and Allotment 03 (Staff Single Quarters).

**1.5 DESCRIPTION OF WORK**

All existing and damaged cyclone fencing to be demolished/removed and new spike fence to be constructed including painting works.

**1.6 SITE INSPECTION**

The Contractor shall inspect the site prior to lodging his Tender and satisfy himself with the nature of the site, PNG Power Ltd will not be liable if conditions proved otherwise climatic conditions and services relevant to the contract.

**1.7 QUOTATION**

The contractor after inspection shall provide his quotation and forward to Property and Accommodation Group – Property Development Team.

**1.8 POSSESSION OF SITE**

Possession of Site shall be on the date stated in the Letter of Acceptance to the successful tenderer.

The Contractor shall be given such possession of the site as is considered necessary to carry out these works, but such possession shall not be deemed to mean exclusive possession.

**1.9 SITE OPERATIONS**

**1.9.1 Safety**

All matters and conditions regarding safety, health and welfare of persons working on site shall be the responsibility of the Contractor.

#### 1.9.2 Site Facilities

The Contractor shall arrange for and meet all the costs associated with the provisions of his electricity, telephone, water ablution facilities, temporary buildings for his workmen including site security.

#### 1.10 PROJECT SUPERVISION

Any queries arising in relating to this contract shall be forwarded to Senior Property Development Officer and the PNG Power Inspector to be dealt with. All matters shall be resolved within a minimum of seven (7) days period.

#### 1.11 CONSTRUCTION SCHEDULE

The Contractor shall provide a detailed construction schedule expanding on the Tender Construction Schedule within one (1) week or 7 days of acceptance of contract.

#### 1.12 QUALITY OF WORKMANSHIP

The contractor shall employ experienced and skilled welders, concrete block layers, plumbers and painters. The workers shall be supervised by a tradesman supervisor for all trade related work as PNG Power expects a high standard of workmanship when carrying out the work.

#### 1.13 PAYMENT

Payment shall be made upon completion of all work and upon recommendation of the PNG Power inspector. Part payment shall be allowed in this contract. And the contractor must provide copies of receipts of materials purchased with part payment invoice including labor and transport cost.

#### 1.14 USE OF SECOND HAND MATERIALS

No second hand materials shall be used unless indicated in the specification or shown on the drawing or until they have been inspected and approved by the Superintendent.

#### 1.15 SETTING OUT

The works shall be located where indicated on the drawings, however, the accurate setting out and adherence to details of levels and squareness of the building will be the sole responsibility of the Contractor.

#### 1.16 WORK COMMENCEMENT AND COMPLETION DATE

Upon receiving of this official order, the successful contractor shall liaise with the PNG Power Inspector to set commencement and the completion date. The works shall be Practically Completed within Six (6) weeks from the date of Possession of Site given in PNG Power's Letter of Acceptance.

The PNG Power Inspector shall ensure that the contractor must complete all work in the given period. However, if the contractor shall not meet the completion target date, then he shall inform the PNG Power Inspector one week in advance and must provide good reasons for doing so.

**1.17 LIQUIDATED DAMAGES**

Liquidated damages will be applied if the work is delayed for longer period without a proper written explanation to the Project Supervisor. A penalty will be calculated and forwarded to the contractor. .

**1.18 CLEANING UP**

Upon completion of the works, the contractor shall leave the work areas clean and clear of rubbish, excavated material and access material which is of no use to PNG Power. All rubbish shall be dumped at the local authority's official garbage dump and not at or around the work site.

## 2.0 DESCRIPTION OF WORKS

### 2.1 MOBILISATION & SITE ESTABLISHMENTS

- 2.1.1 The Contractor shall organise and mobilise on site upon PPL instruction or upon receiving of PPL Official Purchase Order.
- 2.1.2 The contractor shall arrange for temporary services on site including site access, telephone, power and sewerage for use by its workers.
- 2.1.3 The Contractor shall arrange for storage spaces on site to store materials, tools and other plant and equipments.

### 2.2 EXCAVATION & DEMOLITION

- 2.2.1 Excavate 300mm x 300mm x 700mm deep holes as indicated on the drawing and shown on the plan.
- 2.2.2 Excavate 300mm x 300mm x 700mm deep holes as indicated on the drawing and shown on the plan.
- 2.2.3 Locate underground services and foundations before any excavation work commences. Make good at no extra cost damages to existing services.
- 2.2.4 Demolition of existing fence, fence posts and concrete footings shall be done as per indicated on drawings/plan.
- 2.2.5 Any demolition of part of nearby buildings or properties done outside of the scope, the cost shall be borne by the contractor.
- 2.2.6 Demolish or clear and any obstruction (ie; stonewall, trees, stumps etc) that is in the way of the construction line.

### 2.3 CONCRETE WORKS

The Contractor shall supply all required materials and install as per works required in this contract as per relevant standards.

- 2.3.1 All concrete shall have a minimum strength of 20 MPa.
- 2.3.2 All concrete mixing shall be by mechanically driven revolving drum. Hand mixing is not permitted unless approved by the Superintendent. Minimum mixing proportions shall be 3:2:1 with a maximum slump of 80mm.
- 2.3.3 All footings, slabs, reinforcing, formwork etc. shall be inspected by the Superintendent before commencement of mixing and placing of concrete.

### 2.4 METAL WORKS

The Contractor shall remove existing fencing materials and store them neatly in an appropriate storage area. All steel and associated materials used for this work shall be of higher grade. No second grade steel and other materials shall be used.



- 2.4.1 Remove the existing spike panels marked out on the plan.
- 2.4.2 External/Internal: Fabricate and install standard spike fencing. Install spike steel panels made of 25x25mm SHS at 150mm centres to all fencing frames as shown.
- 2.4.3 Provide and fix 75x75mm SHS spike steel at 2800 centres to all fencing frames to provide support between steel stumps.
- 2.4.4 Provide and fix 50x25mm SHS steel brace horizontally welded along the fence bay towards the top and bottom as well, install 50x25mm SHS brace as shown on the drawings.
- 2.4.5 Bars shall be continuous in length; and where bolts and nuts are used must have washers welded to each end to prevent bars from being pulled out.
- 2.4.6 Fabricate and install 1.5 metre pedestrian gate as shown on the drawing M112923-02.

## 2.5 **PAINTING SPECIFICATION**

### 2.5.1 Quality of Materials

The contractor shall supply all painting materials and store them neatly in an appropriate area free from dust, moisture or anything that may have an immediate effect on painting materials.

All materials used for this painting work shall be of higher grade. No second grade materials shall be used, if the contractor shall or may want to use second graded materials, the contractor must seek Inspector's approval.

### 2.5.2 Brand

The contractor shall supply materials such as, undercoat, turps, final coat etc, from the same Manufacturer. Mixtures of painting materials from different brand of manufactures shall not be allowed.

### 2.5.3 Under Coats

Use metal primer or similar approved type under coat that can quickly settled and dried shall be used. The Contractor shall apply 2 coats of under coats on new surfaces.

### 2.5.4 Final Coat

After completion of the sanding work to all painting surfaces, the contractor shall carry out the painting of the final two (2) coats. Colours shall be preferred by the PNG Power Supervisor.

### 2.5.5 Turpentine

The Contactor shall only use turpentine to wash paintbrushes or to soften paint so that paints are flexible and easy to use. Kerosene shall not be used when carrying out the painting work.

2.5.6 Painting of Steel

- a. The contractor shall use Taubmans paints or paints from approved supplier when carrying painting works.
- b. Do not apply under coat without the approval of the PNG Power Inspector.
- c. Any existing paint surface shall be cleaned and washed down properly with sugar soap or detergents prior to applying of any under coat.
- d. Apply masonry filler under coat for all masonry surfaces prior to painting of final coats.
- e. All rusted metal surface shall be cleaned and scraped off properly before the metal primer is applied.
- f. Colours scheme shall be provided by PNG Power Inspector.
- g. New surfaces shall have 2 coats of under before applying of 2 final coats.

2.6 CLEANING UP

Upon completion of the works, the contractor shall leave the work areas clean and clear of rubbish and excess material which is of no use to PNG Power Ltd.

All rubbish shall be dumped at the Local Authority's official dump site and not at or around the work site.

\*\*\*\*\*END OF SCOPE\*\*\*\*\*

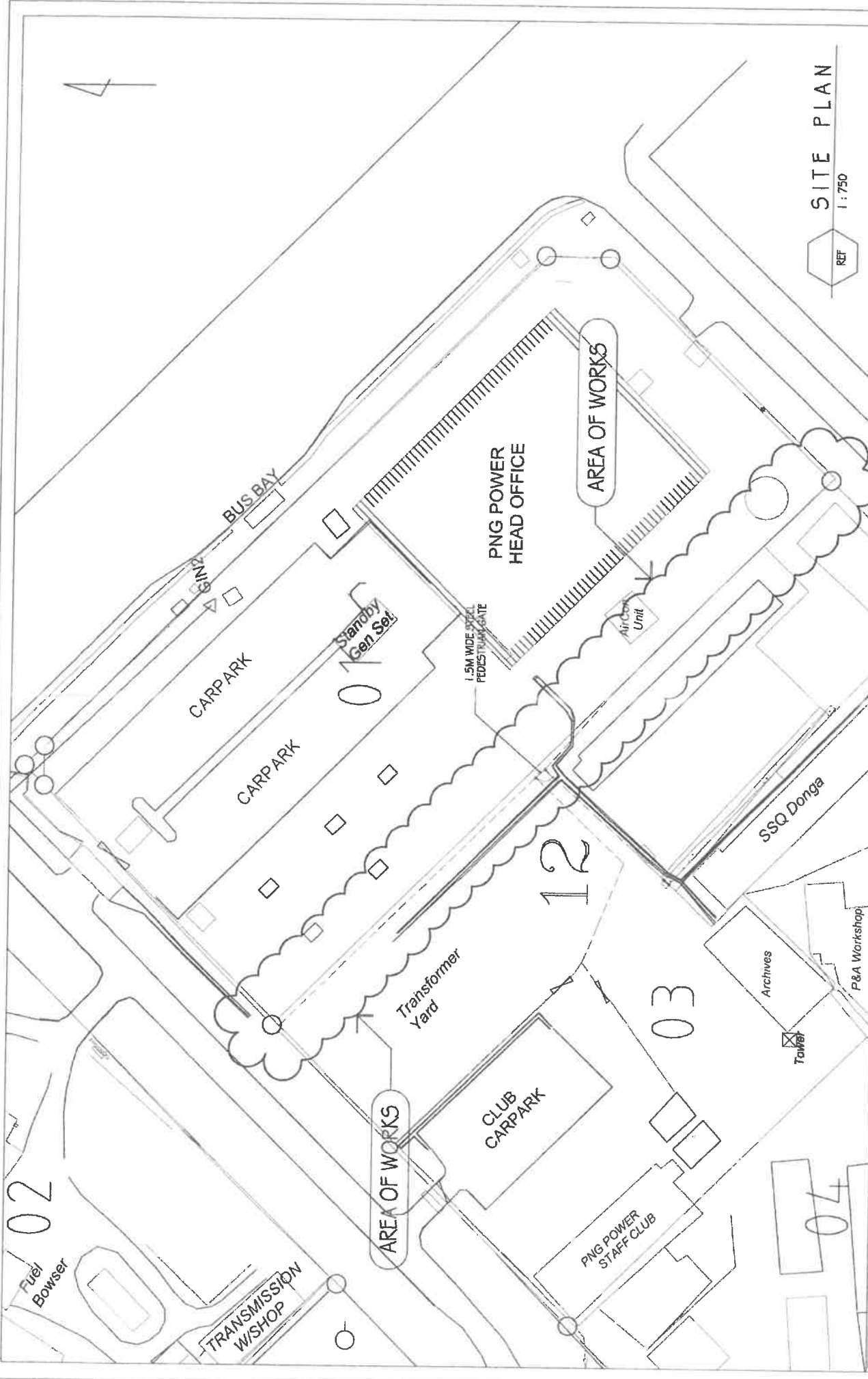
(A) **LIST OF DRAWINGS**

The Contractor shall undertake the works for Tender in accordance with the Drawings listed below and as appended. The drawings form part of the Contract Documents and all notes on the drawings are considered to be part of the drawings and the Contract. If the drawings conflict with any other part of the Contract Documents, the drawings will take precedence.

<b>Drawing Ref. No.</b>	<b>Drawing Title</b>	<b>Date of Issue</b>
<b>M 11923</b>  Sheet 00 Sheet 01 of 02 Sheet 02 of 02	<b>CONSTRUCTION OF SPIKE FENCE AT NATIONAL OFFICE – HOHOLA, NATIONAL CAPITAL DISTRICT.</b>  Cover Sheet Location & Site Layout Spike Fence Arrangement & Details	<b>MARCH 2019</b>

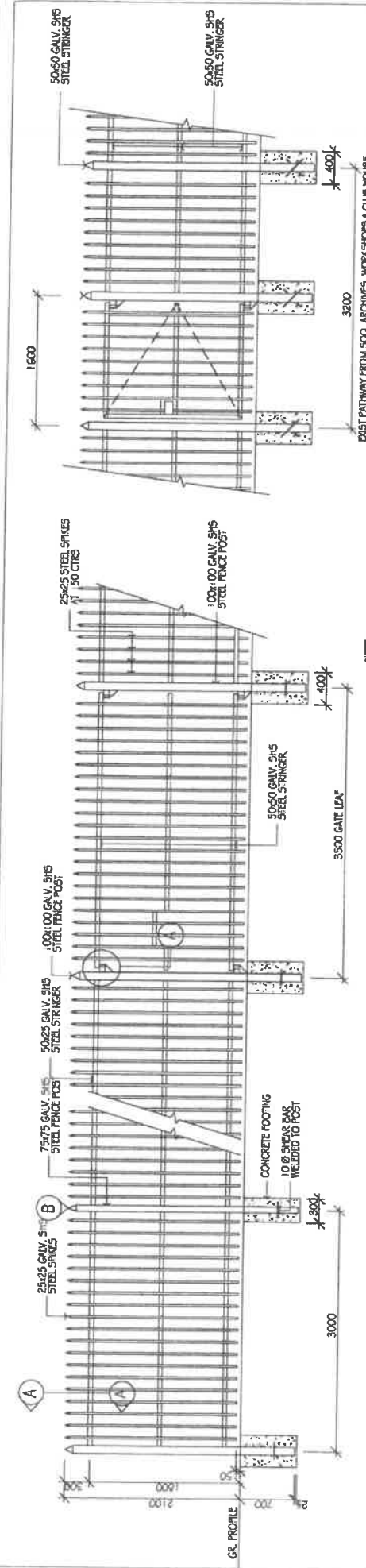


SITE PLAN  
REF 1 : 750

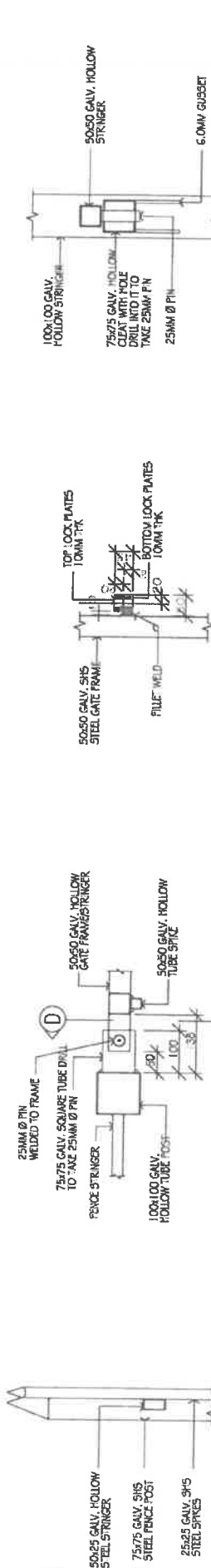
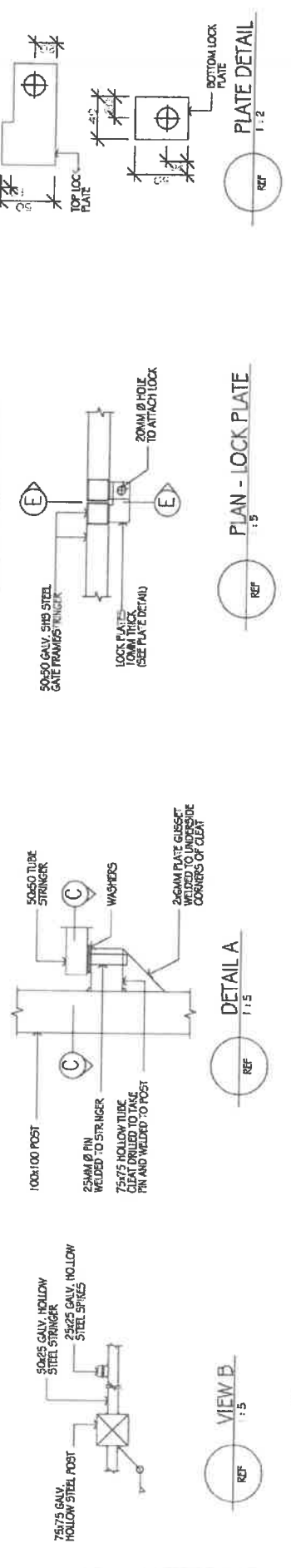


<p>Copyright: This document is and shall remain the property of PNG Power Ltd. The document shall ONLY be used for the intended purpose as consented by PNG Power Ltd. Any unauthorised use of this document is strictly prohibited.</p>	
<p>CAD Filename: nortific-01.dwg Scale: 1 : 750 / AS SHOWN</p>	<p>Date Plotted: 26.02.19 Time Plotted: 12:00PM</p>
<p>Rev.:</p>	<p>Revision</p>
<p>By: [Checked] Date:</p>	<p>By: [Checked] Date:</p>
<p>Drawn</p>	<p>Approved</p>
<p>Designed</p>	<p>Checked</p>
<p>Number</p>	<p>Number</p>
<p>Region</p>	<p>Region</p>
<p>12/19</p>	<p>12/19</p>
<p>Title</p>	<p>Title</p>
<p>Location</p>	<p>Location</p>
<p>SEC 12 LOT 01 - HOHOLA, NCD</p>	<p>SEC 12 LOT 01 - HOHOLA, NCD</p>
<p>NATIONAL OFFICE BUILDING AREA</p>	<p>NATIONAL OFFICE BUILDING AREA</p>
<p>SPIKE FENCING DETAILS - STANDARD</p>	<p>SPIKE FENCING DETAILS - STANDARD</p>
<p>M 11923</p>	<p>M 11923</p>
<p>Sheet</p>	<p>Sheet</p>
<p>01 OF 02</p>	<p>01 OF 02</p>

**PNG POWER LTD**  
 P. O. Box 1105, BOROKO 111, NCD, Papua New Guinea.  
 Telephone: (675) 324 3200  
 Facsimile: (675) 325 0072  
 Website: www.pngpower.com.pg



NOTE  
 1. ALL MATERIALS USED SHALL BE GALVANIZED STEEL  
 2. ALL WELDING JOINTS SHALL BE PROTECTED FROM RUST BY APPLICATION OF METALIC PRIMER PAINT BEFORE A FINAL COAT OF GALVANISED PAINT IS APPLIED



Copyright: This document is and shall remain the property of PNG Power Ltd. The disclosure shall ONLY be authorized by PNG Power Ltd. Any unauthorized use of this document in whatever form is irregularly prohibited.

CAD Preparer: mofinfe-02.tmg Date Plotted: 16.09.16  
 Scales: AS SHOWN Time Plotted: 12:00PM

REF SECTION A-A 1:5  
 REF SECTION C-C 1:5  
 REF SECTION E-E 1:5  
 REF PLAN - LOCK PLATE 1:5  
 REF VIEW C-C 1:5

SEC 12 LOT 01 - HOHOLA, NCD  
 NATIONAL OFFICE BUILDING AREA  
 SPIKE FENCING DETAILS - STANDARD  
 M 11923  
 02 OF 02